

# MILL VALLEY 2018 FAST FACTS

*Every student learning,  
growing...succeeding*



493  
Students



68  
Staff


15:1 Student to Certified Staff Ratio



"MY TEACHER CARES ABOUT ME"  
Student survey strength



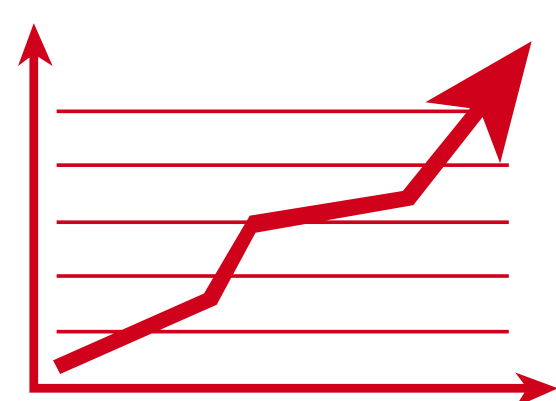
"MY CHILD'S LEARNING IS A HIGH PRIORITY"  
Parent survey strength




155  
Students participated in summer learning opportunities



1:1  
Ratio for technology device per student in the school



86%  
Students above the 50th percentile in STAR Reading Achievement



ON TIME  
Construction completed and learning environments moved



SILVER AWARD  
PBIS School-wide Implementation




WI State Assessment Reading Achievement



75.4%

Waukesha County



56.3%



40.6%

WI State Assessment Math Achievement



83.1%

Waukesha County



64.0%



41.1%


WI DPI Accountability Report Card Score



Significantly Exceeds Expectations



MILWAUKEE JOURNAL SENTINEL  
TOP WORKPLACE 2 YEARS IN A ROW




8TH ANNUAL AP DISTRICT  
HONOR ROLL RECIPIENCE



FORWARD AWARD  
MASTERY LEVEL



US NEWS  
BEST HIGH SCHOOLS



17-18 STATE DISTRICT REPORT CARD:  
SIGNIFICANTLY EXCEEDS EXPECTATIONS