

# Campus Mobile App for Parents and Students

Parents and students can access their Campus Portal information on Android and iOS devices using the Campus Parent app (parents) and Campus Student app (students). The Campus Parent/Student app is for parents and students who have an Infinite Campus account. **NOTE:** You must be able to log in to the web portal before using the mobile app.

## Where to Download the Infinite Campus Mobile App

Campus Parent and Campus Student can be downloaded through the Apple App Store or Google Play.



## How to Sign In

Once the app is downloaded, enter part or all of our district name—Muskego-Norway—and choose Wisconsin for the state and click on Search District.

A screenshot of the Infinite Campus mobile app search interface. It has a green header with the 'Infinite Campus' logo. Below is a white search box with 'Muskego' entered and a clear button. Underneath is a 'State' dropdown menu with 'Wisconsin' selected. At the bottom is a blue button labeled 'Search District'.

On the next screen, select the district.

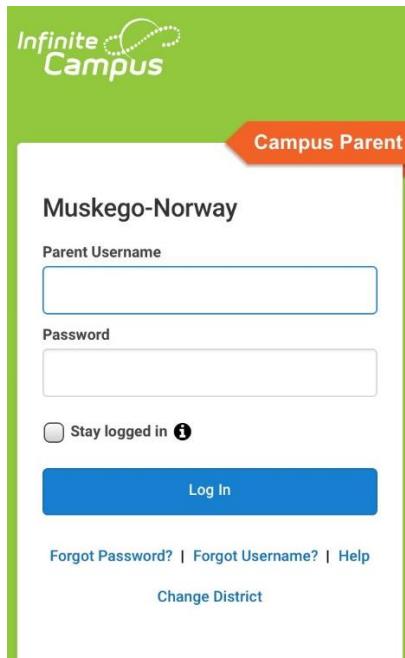


Infinite Campus

Select Your District

Muskego-Norway >

Continue by entering your username and password you use on the web portal. Links are available on the login screen if you have forgotten your credentials. If you do not have an account, contact Melanie Strom ([melanie.strom@muskegonorway.org](mailto:melanie.strom@muskegonorway.org)).



Infinite Campus

Campus Parent

Muskego-Norway

Parent Username

Password

Stay logged in ⓘ

Log In

[Forgot Password?](#) | [Forgot Username?](#) | [Help](#)

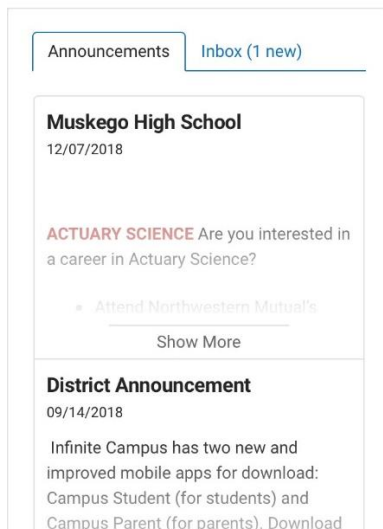
[Change District](#)

## Welcome Screen – Message Center

Upon logging in, the screen looks as pictured below. Depending on the enrollment of your student(s) you may see no Announcements or multiple.

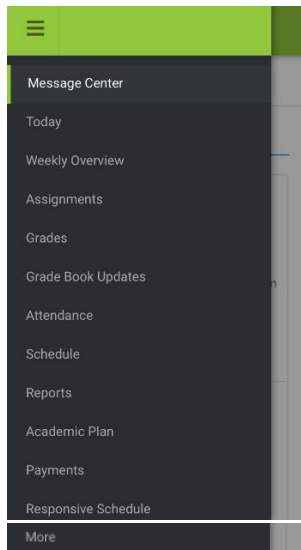


### Message Center



## Menu Items

Menu items are found by clicking on the three bars icon at the top left.



### **Today**

Displays food service balance, assignments due today and tomorrow, class schedule (includes times and room).

### **Weekly Overview**

Displays assignments/tests/quizzes graded for all classes for the current week.

### **Assignments**

Lists all assignments for all classes and all terms. May be filtered by missing, current term or today.

### **Grades**

Displays all grades available for each class. To see more detail on any grade, choose the grade to see all coursework assigned for the class that makes up the grade.

### **Grade Book Updates**

Displays all recently scored items.

### **Attendance**

All attendance events are listed for each class—absent and tardy. To see more detail, click on the arrow next to the attendance listing for a course.

### **Schedule**

Displays schedule for term. Choose forward and back arrows to see previous and future term schedule.

### **Reports**




Choose any of the report listed to see (for example) student schedule, progress report, report card, transcript.

### **Academic Plan**

For grades 9-12 (and 8<sup>th</sup> graders registering for summer school and 9<sup>th</sup> grade), students can enter their post-grad location and plans. Also, course registration for the regular school year will be completed here. (**NOTE:** this is best displayed on a non-mobile device.)

### **Payments**

(**NOTE:** a warning appears indicating a mobile device is in use but allows you to proceed. You may not see all available buttons. If not, use a device with a larger screen.) See payment history, enter a recurring payment or a single payment.

**Payments** **Accepted Payment Methods**    [Payment History](#)

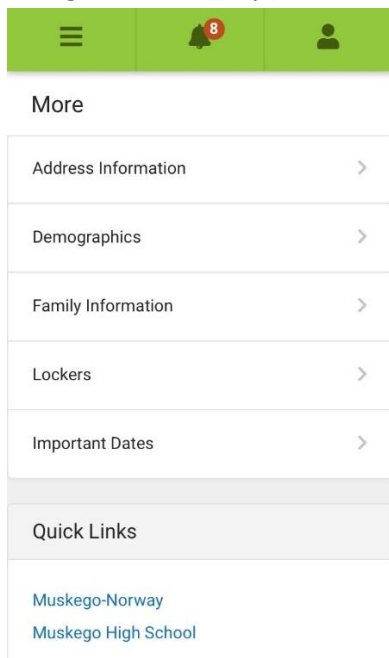
Minimum payment amount is \$5.00  
Checking/savings accounts may now be used again for payments. Other options are Mastercard/Visa or writing a check and turning it in to your child's school.

Recurring Payments	Preference	Start Date	End Date	Payment
Family Account Food Service	<a href="#">Add</a>			
Food Service Account	Balance	*Estimate	Payment	
Family Account				<input type="text"/>

### **Responsive Schedule (NOT USED)**

## More

View and update contact information. (**NOTE:** Some updates are subject to review and will not be changed immediately.)



*Address Information:* View and update primary phone number and address.

*Demographics:* View and update non-household relationships (*i.e.*, emergency contacts).

*Family Information:* View and update information for students and other household family members.

*Lockers:* If applicable, see locker number and combination.

*Important Dates:* See all days off scheduled in the district.

## Multiple Children

To view information for multiple children, select the name/picture of the student currently displayed and a list of other possible children displays. Select the desired child from that list.

## Troubleshooting

If you are having issues with the app, try rebooting the device first to see if that corrects the issue. You can also uninstall and re-install the app.

The district does not generally troubleshoot the Infinite Campus apps, as it is the product of Infinite Campus and the district does not manage it. Assistance can be provided to a limited extent by contacting Melanie Strom ([melanie.strom@muskegonorway.org](mailto:melanie.strom@muskegonorway.org)).